

# White Diamond Series

## Stainless Steel Upright Refrigerators & Freezers

The White Diamond Series Glass and Solid Door Stainless Steel Refrigerators and Freezers are purpose built for laboratory and medical applications.

All refrigerators and Freezers feature a digital microprocessor temperature controller, a forced air directional refrigeration system, and a password-protected control panel.

Intuitive touchscreen display provides real-time sample simulated temperatures which are constantly displayed, logged and supported by audible/visual high and low temperature alarms, along with power outage, sensor error and door ajar alarms, remote alarm dry contacts and a 4-20mA output. An access port is provided to simplify connections to existing facility monitoring systems. A USB port is provided for easy data transfer as well as software updates.

## Features

- Touch Screen Digital Temperature Display with user friendly interface
- Defrost:  
Refrigerator: Cycle  
Freezer: Auto
- Adjustable operating temperature:  
Refrigerator: 1°C to 10°C  
Freezer (-20°C): -15°C to -25°C  
Freezer (-30°C): -27°C to -33°C
- Forced draft air circulation
- Hydrocarbon, natural refrigerant (R290)
- Alarm Module with battery back-up to support temperature monitoring and alarms
- Swivel casters (5 3/4")
- Probe access port (3/4")
- Keyed door lock
- Magnetic door gasket for positive seal
- Stainless steel exterior
- White-powder coated aluminum interior with 304 stainless steel floor
- Three-year parts and labor warranty, plus an additional two year compressor parts warranty
- 115V/60 Hz
- ETL listed



## White Diamond Series

### Glass and Solid Door Stainless Steel Upright Refrigerators

Glass Door Model	Cu. Ft.	Defrost	Temp	Doors	Shelves	W"	D"	H"	RL	H.P.	Amps
NSWDR231SSG/0	23	Cycle	4°C	1 Glass	5 Adj	26 7/8	34 3/4	83 1/4	R290	1/5	3
NSWDR492SSG/0	49	Cycle	4°C	2 Glass	10 Adj	54	34 3/4	83 1/4	R290	1/4	4.5
NSWDR723SSG/0	72	Cycle	4°C	3 Glass	15 Adj	81	34 3/4	83 1/4	R290	1/2	7.5

Solid Door Model	Cu. Ft.	Defrost	Temp	Doors	Shelves	W"	D"	H"	RL	H.P.	Amps
NSWDR231SSS/0	23	Cycle	4°C	1 Solid	5 Adj	26 7/8	33 3/4	83 1/4	R290	1/5	3
NSWDR492SSS/0	49	Cycle	4°C	2 Solid	5 Adj	54	33 3/4	83 1/4	R290	1/4	4.5
NSWDR723SSS/0	72	Cycle	4°C	3 Solid	5 Adj	81	33 3/4	83 1/4	R290	1/2	7.5

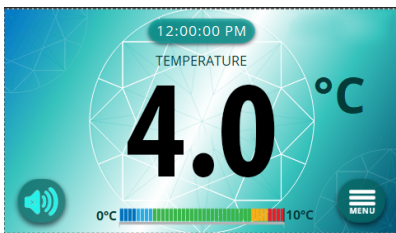
## White Diamond Series

### Solid Door Stainless Steel Upright Freezers

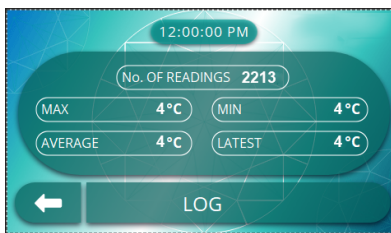
Freezer Model	Cu. Ft.	Defrost	Temp	Doors	Shelves	W"	D"	H"	RL	H.P.	Amps
NSWDF231SSS/OA*	23	Auto	-20°C	1 Solid	5 Adj	26 7/8	33 3/4	83 1/4	R290	3/4	8
NSWDF231SSS/OA3*	23	Auto	-30°C	1 Solid	5 Adj	27	34	83 1/4	R290	3/4	8
NSWDF492SSS/OA*	49	Auto	-20°C	2 Solid	10 Adj	54	33 3/4	83 1/4	R290	3/4	9

\*DISCLAIMER: Auto defrost freezers incorporate an electric heater installed on the evaporator that assist in the removal of the frost and ice. Although the heater helps speed up the frost and ice removal, it can raise the temperatures within the freezer.

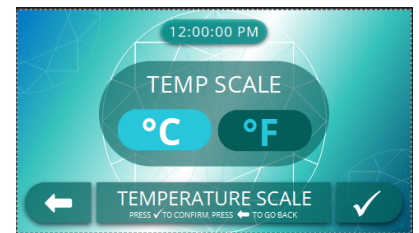
## Intuitive Touchscreen Display



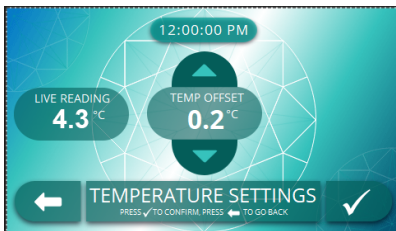
Main Screen



Data Logging



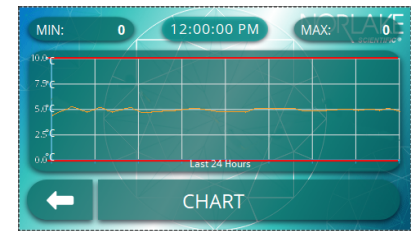
Temp Scale



Temp Offset



Password Protection



Temp Charts

