

True[®] REFRIGERATION



All *new*
DESIGN FEATURES

STR•STA•STG SERIES

REPRESENTED BY:



BCASCIENTIFIC
INCORPORATED

3395 Brett Road, Mississauga, ON, L5L 4N7

www.BCAScientific.com

Phone: 905-820-6125 / Fax: 905-820-8958

SPEC SERIES[®]

THE STANDARD OF EXCELLENCE FOR ENDURING QUALITY

TRUE

COMMITTED TO OVERALL SUSTAINABILITY



Committed to Overall Sustainability



TRUE IS AN ORIGINAL ENERGY STAR® PARTNER FOR COMMERCIAL REFRIGERATION.



TRUE'S 65 YEARS of commercial refrigeration focus has enabled us to become experts in the design and development of our systems. While energy efficiency has always been part of our design process, we have recently put forth an initiative to improve our systems to be the most efficient in the industry, without sacrificing the performance that ultimately provides safety for our customers throughout the World.



SUSTAINABILITY STARTS AT HOME

At TRUE, we are continually searching out environmentally friendly components and processes that will reduce our carbon footprint. This process encapsulates both our approach to manufacturing as well as our approach to the performance of our equipment.



TRUE IS MEETING AND EXCEEDING CEC, CEE TIER II, AND DOE ENERGY STANDARDS WITHOUT SACRIFICING QUALITY.

Utilizing green materials and components such as recycled composite materials and Ecomate, the blowing agent with a Global Warming Potential (GWP) of Zero and an Ozone Depletion Potential (ODP) of Zero.

Emphasizing green innovation like our Reversing Condenser Fan Motor which reverses during defrost off cycles to help keep condenser coil free from dirt, dust and debris. Keeping coils clean optimizes the unit's performance providing colder holding temperatures and increased energy efficiency.

TRUE equipment meets RoHS compliance. RoHS stands for "Restriction of the use of certain Hazardous Substances" in electrical and electronic equipment. We reduced the use of major hazardous substances in the production of TRUE products, such as lead, mercury and cadmium by 99%.

True's Pledge
To Reduce Our Carbon Footprint to Minimize the Environmental Impact of Our Products and operations.

SPEC SERIES®

NOMENCLATURE



Model Number Nomenclature System

STR	2	RPT	-	2S	-	2S
(1)	(2)	(3)	-	(4)	-	(5)

Example: STR2RPT-2S-2S
 (1) stainless steel interior & exterior
 (2) two section
 (3) refrigerated pass-thru
 (4) two full height stainless doors on the front of the unit
 (5) two full height stainless doors on the back of the unit

Position (1) Interior & Exterior Metal Finish

STR Stainless Steel Exterior and Interior
 STA Stainless Steel Exterior and Stainless Steel/Aluminum Interior
 STG Stainless Steel/Aluminum Exterior and Interior

Position (2) Number Of Sections

1 1 Section Cabinet
 2 2 Section Cabinet

Position (3) Type Of Cabinet

R Refrigerator
 RPT Refrigerator Pass-Thru
 F Freezer

Position (4) Front Of Cabinet Door Configuration

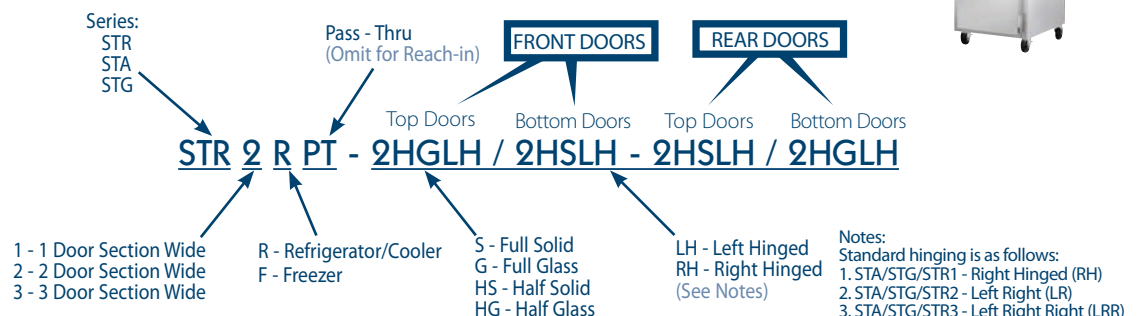
S Full Height Stainless Door
 # HS Half Height Stainless Door
 # G Full Height Glass Door
 # HG Half Height Glass Door

Front of cabinet is indicated by exterior thermometer.
 # Indicates number of doors present.

Position (5) Back Of Cabinet Door Configuration

S Full Height Stainless Door
 # HS Half Height Stainless Door
 # G Full Height Glass Door
 # HG Half Height Glass Door

Only present on pass-thru
 # Indicates number of doors present





① STR Series

EXTERIOR

Stainless steel door, front & sides.

INTERIOR

Stainless steel side walls, back, floor, ceiling & door liner.

REACH-IN SHELVING

(1) Interior kit option included per full section.

(4) Different interior kits available.

② STA Series

EXTERIOR

Stainless steel door, front & sides.

INTERIOR

Aluminum side walls & back.

Stainless steel floor & ceiling.

REACH-IN SHELVING

(3) Heavy duty, chrome plated wire shelves per section.

(4) different interior kits available.

③ STG Series

EXTERIOR

Stainless steel door and front, aluminum sides.

INTERIOR

Aluminum side walls & back.

Stainless steel floor & ceiling.

REACH-IN SHELVING

(3) Heavy duty, chrome plated wire shelves per section.

(4) different interior kits available.

Features

REACH-IN & PASS-THRU'S

- All of our refrigeration systems are designed to withstand high volume environments. Quality and reliability are #1 at True.
- LED interior lighting, safety shielded (STR & STA models).
- Four different shelving kits available.
- Positive seal self-closing doors with 120 degree stay open feature.
- Door gaskets can be removed and replaced without tools for easy cleaning.
- Lifetime guaranteed Heavy-Duty chrome die cast zinc handle on Solid and Glass door models.
- LED display and exterior mounted thermostat control.
- Energy saving evaporator motor (ESM) that is an electronically commutated external rotor motor utilizing ball bearings which reduce heat. This unique design ensures faster temperature recovery and shorter run times.
- Freezer models have time-initiated, temperature-terminated defrost and standard side airflow guard to improve airflow.
- Extra large evaporator coil balanced with higher horsepower compressor and large condenser.
- Oversized, environmentally friendly refrigeration system delivers energy efficient cold. Components have convenient overhead accessibility.
- All True glass doors utilize the best available technology for energy efficiency. True uses double pane "Low-E" glass assemblies for refrigerators and triple pane assemblies for freezers.



STR1R-1HG/1HS



STR2R-2S



STR2R-2HG-1S

SPEC SERIES®







MODEL SPECIFICATIONS - REACH-IN

>() Second position indicates series of cabinet; specifications shown are common for STR, STA & STG Series cabinets.
 >note: specifications subject to change without notice.
 >All dimensions rounded up to the nearest 1/8".

MAKE YOUR OWN SPEC SERIES®

True's Spec Series® 1 and 2 section Reach-in refrigerators can be built with any combination of half & full doors in both stainless steel and glass. Please contact your local True representative for nomenclature, pricing and lead times.

Reach-in Refrigerators





	STC ()1R-1S	STC ()2R-2S	STC ()1R-1G	STC ()2R-2G	STC ()1R-2HS	STC ()2R-4HS
model						
cabinet dimensions LxDxH	27 ¹ / ₂ x 33 ³ / ₄ x 77 ³ / ₄	52 ⁵ / ₈ x 33 ³ / ₄ x 77 ³ / ₄	27 ¹ / ₂ x 33 ³ / ₄ x 77 ³ / ₄	52 ⁵ / ₈ x 33 ³ / ₄ x 77 ³ / ₄	27 ¹ / ₂ x 33 ³ / ₄ x 77 ³ / ₄	52 ⁵ / ₈ x 33 ³ / ₄ x 77 ³ / ₄
swing doors	1	2	1	2	2	4
hp	1/3	1/2	1/3	1/2	1/3	1/2
amps	4.8	9.1	4.8	9.1	4.8	9.1
crated weight	N/A	N/A	N/A	N/A	N/A	N/A

† Depth does not include 1 1/2" for door handle.

* Height does not include 6 1/8" (156 mm) for castors or 6" (153 mm) for optional legs.





* Height does not include 1/4" (7mm) for system mechanical components.

Reach-in Refrigerators (continued)

model	STC)1R-2HG	STC)2R-4HG	STC)1R-1HG/1HS	STC)2R-2HG/2HS
				
cabinet dimensions LxDxH	27 ¹ / ₂ x 33 ³ / ₄ x 77 ³ / ₄	52 ⁵ / ₈ x 33 ³ / ₄ x 77 ³ / ₄	27 ¹ / ₂ x 33 ³ / ₄ x 77 ³ / ₄	52 ⁵ / ₈ x 33 ³ / ₄ x 77 ³ / ₄
swing doors	2	4	1gls - 1s/s	2gls - 2s/s
hp	1/3	1/2	1/3	1/2
amps	4.8	9.1	4.8	9.1
crated weight	N/A	N/A	N/A	N/A

Reach-in Freezers

† Depth does not include 1¹/₂" for door handle.
 * Height does not include 6¹/₈" (156 mm) for castors or 6" (153 mm) for optional legs.
 * Height does not include 1/4" (7mm) for system mechanical components.

model	STC)1F-1S	STC)2F-2S	STC)1F-2HS	STC)2F-4HS
				
cabinet dimensions LxDxH	27 ¹ / ₂ x 33 ³ / ₄ x 77 ³ / ₄	52 ⁵ / ₈ x 33 ³ / ₄ x 77 ³ / ₄	27 ¹ / ₂ x 33 ³ / ₄ x 77 ³ / ₄	52 ⁵ / ₈ x 33 ³ / ₄ x 77 ³ / ₄
swing doors	1	2	2	4
hp	1/3	3/4	1/3	3/4
amps	6.8	8.7	6.8	8.7
crated weight	N/A	N/A	N/A	N/A

† Depth does not include 1¹/₂" for door handle.
 * Height does not include 6¹/₈" (156 mm) for castors or 6" (153 mm) for optional legs.
 * Height does not include 1/4" (7mm) for system mechanical components.

SPEC SERIES®







MODEL SPECIFICATIONS - PASS-THRU

>() Second position indicates series of cabinet; specifications shown are common for STR, STA & STG Series cabinets.
 >note: specifications subject to change without notice.
 >All dimensions rounded up to the nearest 1/8"

MAKE YOUR OWN SPEC SERIES®





True's Spec Series® 1 and 2 section Pass-Thru refrigerators can be built with any combination of half & full doors in both stainless steel and glass. Please contact your local True representative for nomenclature, pricing and lead times.

Pass-Thru Refrigerators

	ST()1RPT-1S-1S	ST()1RPT-2HS-1S	ST()1RPT-1G-1S	ST()1RPT-2HG-1S	ST()1RPT-1HG/1HS-1S	ST()1RPT-1S-1G
model						
cabinet dimensions LxDxH	27½ x 36⅛ x 77¾	27½ x 36⅛ x 77¾	27½ x 36⅛ x 77¾	27½ x 36⅛ x 77¾	27½ x 36⅛ x 77¾	27½ x 36⅛ x 77¾
swing doors	2	3	1gls - 1s/s	2gls - 1s/s	1gls - 2s/s	2s/s - 1gls
hp	N/A	N/A	N/A	N/A	N/A	N/A
amps	N/A	N/A	N/A	N/A	N/A	N/A
crated weight	N/A	N/A	N/A	N/A	N/A	N/A



† Depth does not include 1½" front and back for door handles.
 * Height does not include 6⅛" (156 mm) for castors or 6" (153 mm) for optional legs.
 * Height does not include ¼" (7mm) for system mechanical components.

Pass-Thru Refrigerators (Continued)

	ST()1RPT-2HS-1G	ST()1RPT-1G-1G	ST()1RPT-2HG-1G	ST()1RPT-1HG/1HS-1G
model				
cabinet dimensions LxDxH	27 ¹ / ₂ x 36 ¹ / ₈ x 77 ³ / ₄	27 ¹ / ₂ x 36 ¹ / ₈ x 77 ³ / ₄	27 ¹ / ₂ x 36 ¹ / ₈ x 77 ³ / ₄	27 ¹ / ₂ x 36 ¹ / ₈ x 77 ³ / ₄
swing doors	2s/s - 1gls	2	3	2gls - 1s/s
hp	N/A	N/A	N/A	N/A
amps	N/A	N/A	N/A	N/A
crated weight	N/A	N/A	N/A	N/A

SPEC SERIES®

ACCESSORIES



Legs/Castors

Description

- 6" Legs (set of 4) - (stainless steel)
- 6" Legs (set of 6) - (stainless steel)
- 6" Legs (set of 4) - for one & two section units
- 6" Seismic/Flanged Legs (set of 4) - for one & two section units
- 5" Castors (set of 4) - for one & two section units w/ brake
- 5" Castors (set of 6) - for one & two section units w/out brake

Item Number

- 881379
- 881378
- 872025
- 880348
- 980872
- 830278

Shelving

Description

- PVC coated shelf
- Chrome plated shelf
- Stainless steel shelf

Note: when ordering STR/STA/STG Series shelves please indicate

1. Model type
2. Section in unit that shelf will be in (left, center, or right)

Interior Storage Options - All interior storage options are available individually or in kits.

Type 1



Angle Type Tray Slide

16 ga. Stainless Steel
For Bottom Support Of:
(1) 18" x 26" pan or
(2) 14" x 18" pans

Type 2*



Rod Type Tray Slide

Chrome Plated Steel Rod Type
For Rim Support Of:
(1) 18" x 26" pan
note: one pair of #2 tray slides
accommodates one half section.
*for light duty applications.

Type 3



Universal Tray Slide


16 ga. Stainless Steel
Angle Type For Bottom Support Of:
(1) 18" x 26" pan or
(2) 14" x 18" pans or
(2) 12" x 20" pans

Option Type 4*



Chrome Shelves
with Shelf Supports

Chrome Shelves:
Standard in STR & STA Series refrigerators & freezers.
*Stainless steel shelves also available.



PVC Coated Shelves
with Shelf Supports

PVC Coated Shelves:
Standard in STG refrigerators & freezers.

Trays Slide	Spacings				
#1 Tray Slides	2"	3"	4"	5"	6"
Behind full length door	28	19	14	11	10
Behind upper half door	13	9	7	5	5
Behind lower half door	13	9	7	5	5
#2 Tray Slides	1 1/2"				
Behind full length door	38				
Behind upper half door	18				
Behind lower half door	18				
Universal Tray Slides			4"	5"	6"
Behind full length door			14	11	9
Behind upper half door			6	5	4
Behind lower half door			6	5	4

SPEC SERIES®

STR•STA•STG DOOR VARIATIONS

MAKE YOUR OWN SPEC SERIES®

True's Spec Series® 1 and 2 section refrigerators can be built with any combination of half & full doors in both stainless steel and glass. Please contact your local True representative for nomenclature, pricing and lead times.



STR2R-2S



STR2R-2HG/2HS



STR1R-1S



STR1R-2HG



STR2R-2HG-1S



STR2R-2HS-1S



STR1R-1G



STR1RPT-1HG/1HS-1G



STR2R-1G-1S



STR2R-4HG



STR1R-1HG/1HS



STR1RPT-2HG-1G



STR2R-2G



STR2R-4HS



STR1R-2HS



STR1RPT-2HS-1S



REPRESENTED BY:



BCASCIENTIFIC
INCORPORATED

3395 Brett Road, Mississauga, ON, L5L 4N7
www.BCAscientific.com
Phone:905-820-6125 / Fax:905*820*8958



2001 East Terra Lane • O'Fallon, MO. 63366-4434 • ph. 636.240.2400
toll free 800.325.6152 • fax 636.272.2408 • parts fax 636.272.9471
www.truemfg.com