

NORLAKE[®]

GRAND[™] SERIES SOLID DOOR REFRIGERATORS

Nor-Lake's advanced engineered commercial design incorporates the latest in cabinet, refrigeration and temperature control and monitoring features. Full size Reach-in Refrigerators provide energy efficient, convenient, safe and reliable performance for optimal storage temperature environments necessary for a wide range of commercial and industrial cold storage applications.

Standard Product Features:

- Digital LED display microprocessor temperature controller
- Selectable °F or °C control
- Visual Hi/Lo temperature alarm
- Adjustable control range from +2°C to +10°C (+35.6°F to +50°F) ; factory preset at +4°C (+39°F)
- Door open alarm
- Continuous temperature display
- Condenser cleaning reminder alarm
- Power supply switch
- Exterior cabinet front and sides are stainless steel
- Exterior cabinet top, back and bottom are galvanized steel
- Interior cabinet liner and interior door panel are stainless steel
- Cabinet and solid door are foamed-in-place with CFC-free high density polyurethane foam insulation
- Heavy duty solid door(s) with pivot hinges. Self-closing with 90° stay open feature
- Curved door handle(s) with recessed pocket(s)
- Magnetic door gaskets
- Top mounted key door lock(s) (2 keys)
- 4 casters (2 locking) on one and two door models, 6 casters (3 locking) on three door model
- Field installation of casters required
- 4 vinyl coated wire shelves per door section
- Perimeter anti-condensate door frame heater wires
- Interior light, door switch activated
- Bottom mounted air cooled condensing unit
- Top mounted forced air cooling coil
- Automatic defrost and condensate evaporation
- Warranties: 18 month parts and labor, 5 year compressor (US and Canada), 18 months parts (International)
- UL, C-UL, ETL Sanitation, ENERGY STAR[®] listed

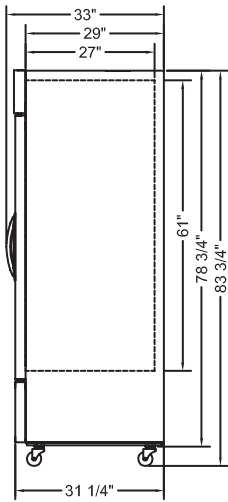


GR23SSS/0

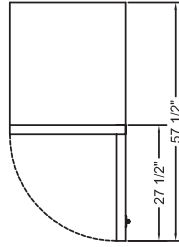


GR49SSS/0

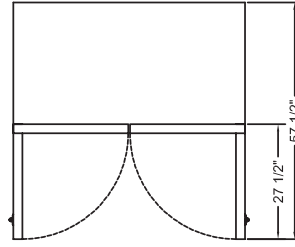
GR72SSS/0



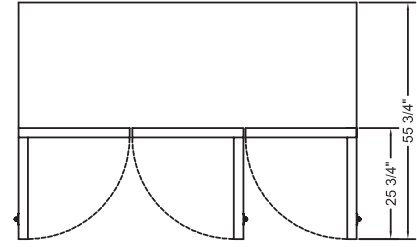
**SIDE VIEW
ALL MODELS**



**GR23SSS/0
TOP**



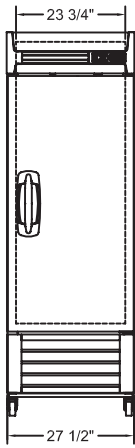
**GR49SSS/0
TOP**



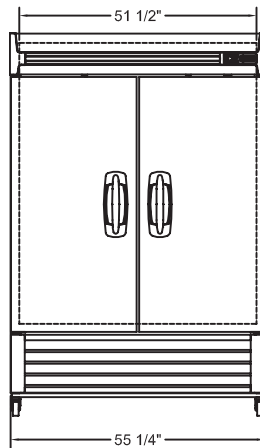
**GR72SSS/0
TOP**

SPECIFICATIONS

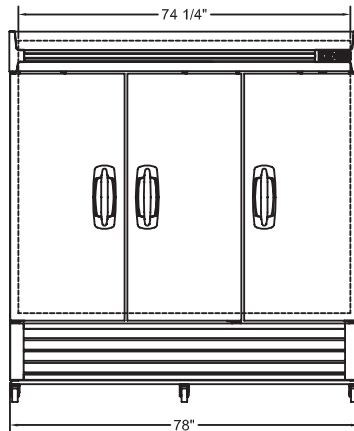
Models	GR23SSS/0	GR49SSS/0	GR72SSS/0
<i>Crated Weight (lbs) (kg)</i>	308 (139)	483 (217)	653 (294)
<i>Crated Height (in) (cm)</i>	84-1/4 (211)	84-1/4 (211)	84-1/4 (211)
<i>Crated Width (in) (cm)</i>	29-1/8 (73)	56-3/4 (142)	78-3/8 (196)
<i>Crated Depth (in) (cm)</i>	33-1/2 (84)	33-1/2 (84)	33-1/2 (84)
<i>Interior Height (in) (cm)</i>	61 (153)	61 (153)	61 (153)
<i>Interior Width (in) (cm)</i>	23-3/4 (59)	51-1/2 (129)	74-1/4 (186)
<i>Interior Depth (in) (cm)</i>	27 (68)	27 (68)	27 (68)
<i>Overall Height (in) (cm) *</i>	83-3/4 (209)	83-3/4 (209)	83-3/4 (209)
<i>Overall Width (in) (cm)</i>	27-1/2 (69)	55-1/4 (138)	78 (195)
<i>Overall Depth (in) (cm)</i>	33 (83)	33 (83)	33 (83)
<i>Gross Cubage (CuFt) (L)</i>	23 (651)	49 (1387)	70 (2002)
<i>Number of Shelves</i>	4	8	12
<i>Shelf Area (SqFt) (Sqm)</i>	18 (1.67)	39 (3.6)	56.5 (5.25)
<i>Number of Casters **</i>	4	4	6
<i>Condensing Unit Size</i>	3/8 HP	3/8 HP	1/2 HP
<i>Refrigerant</i>	R-134a	R-134a	R-134a
<i>Electrical Characteristics</i>	115/60/1	115/60/1	115/60/1
<i>Cord & Plug Furnished</i>	Yes	Yes	Yes
<i>NEMA Plug Configuration</i>	5-15P	5-15P	5-15P
<i>Total Amp Draw</i>	7.5	7.5	10.0



**GR23SSS/0
FRONT**



**GR49SSS/0
FRONT**



**GR72SSS/0
FRONT**

Specifications subject to change without notice.

** The overall heights shown in the table and drawings are with casters.*

*** Field installation of casters required.*

Voltage Model Suffix Code	Voltage Description	NEMA Plug	NEMA Receptacle
/0	115V, 1PH, 60HZ	5-15P	5-15R

